

# 2026



**NATIVE WATERCRAFT**



**BONAFIDE FISHING**



**LIQUIDLOGIC KAYAKS**



**HURRICANE AQUASPORTS**

**ELEMENT<sup>2</sup>**

**PRODUCT CATALOG**  
**DEALER WORKBOOK**





# NATIVE WATERCRAFT™

GREG BLANCHARD  
NATIVE WATERCRAFT TEAM



NATIVE  
WATERCRAFT

**FISHING IS GOOD HERE**

ELEMENT2



**propel**<sup>TM</sup>  
*pedal drive*

**701 SERIES**

**HANDS FREE**


— FORWARD TO REVERSE —

**10:1 GEAR RATIO**

**INTEGRATED WEED GAURD**

**TOUGH, MARINE GRADE ANODIZED ALUMINUM**

**ANTI-SLIP PEDALS WITH REMOVABLE TRACTION PINS**



**MADE IN THE USA**

FROM DOMESTIC AND FOREIGN PARTS

Patent # 9725149

**5 YEAR  
WARRANTY  
ON PROPEL  
DRIVES**



# HAMMER

12'10"



## POWERED BY POSSIBILITY

Designed from the water up to master both pedal and motor propulsion without compromise.

## THE HAMMER SPECS

Length	Width	Depth at Beam
391 cm	91 cm	34 cm
Capacity	Fitted Hull Wt.	Fully Rigged Wt.
295 kg	50 kg	64 kg

## Available Colors


Hidden Oak




Wavestrike



Gator Green



Grey Goose



Color offering subject to change for 2026 season

## INTRODUCING THE HAMMER

Meet the Native Watercraft Hammer featuring the all-new Propel X-Range Pedal Drive. A kayak designed from the water up to master both pedal and motor propulsion without compromise.

Built for tactical anglers who need clean transitions, open deck space, and unmatched versatility, the Hammer makes propulsion part of your fishing strategy. Whether you're covering water fast with a stern motor, picking apart a ledge with foot-pedaled precision, or rigging for a tournament weekend, this kayak adapts to your mission.

Seamless control, smart rigging, and purpose-built storage make the Hammer more than a kayak. It's your new fishing command center.





# THE ALL NEW SLAYER<sup>propel</sup> 10 LTE



**propel**  
pedal drive

\*Shown in Wavestrike



ANDROS

WAVESTRIKE

SUBLIME

HIDDEN OAK

**SPRINGBLADE  
RUDDER SYSTEM**

COMPATIBLE WITH:  
**SIDEKICK**  
ONBOARD WHEEL SYSTEM

SPECIFICATIONS	LENGTH	WIDTH	DEPTH	FITTED HULL	FULLY RIGGED	CAPACITY	OUTFITTING
----------------	--------	-------	-------	-------------	--------------	----------	------------

PROPEL 10	304.8 cm	87,6 cm	29,2 cm	29,5 kg	38.6 kg	192.8 kg	Framed Seat
-----------	----------	---------	---------	---------	---------	----------	-------------

NEWPORT NK180 PRO KIT

BATTERY

SKU

SLAYER PROPEL 10 LTE

24V 50AH

AMOT233S180

**MOTORS AND ELECTRONICS:** As kayak fishing evolves, so do your kayaks. The LTE stands as the most advanced 10-foot fishing kayak on the market, offering unparalleled customization options.

**PERFORMANCE ORIENTED:** Native Continues to set the standard for on-water performance.

**PERFECT LAYOUT:** Details matter, and the LTE's well-thought-out design ensures a stress-free time on the water.

**LIGHTWEIGHT FOCUS:** The Slayer 10 Propel LTE embodies the light weight convenience of its predecessor. This easy grab-and-go fishing kayak is perfect for tossing in a truck bed or securing atop a car, making your next fishing trip a breeze.



# TITAN

## RULE THE WATER.



STABILITY SERIES

**propel**  
pedal drive



\*TitanX 12.5 in Wavestrike



GATOR GREEN



WAVESTRIKE



GREY GOOSE



HIDDEN OAK

**SPRINGBLADE  
RUDDER SYSTEM**

COMPATIBLE WITH:  
**SIDEKICK**  
ONBOARD WHEEL SYSTEM

**SPECIFICATIONS** | **LENGTH** | **WIDTH** | **DEPTH** | **FITTED HULL** | **FULLY RIGGED** | **CAPACITY** | **OUTFITTING**

TITAN 12.5 X    386 cm    101.6 cm    36.8 cm    62.2 kg    78 kg    226.8 kg    PivotPro

TITAN 10.5 X    325 cm    96.5 cm    35.6 cm    52.2 kg    67.6 kg    215.5 kg    PivotPro

TITANX NEWPORT NK300 KIT	SKU	WHOLESALE
TITANX 12.5	AMOT230S	\$1,900
TITANX 10.5	AMOT231S	\$1,700


**ELEMENT2**



# SLAYER<sup>MAX</sup> propel™

**NEW**

INCLUDING SWIVEL  
SEAT STOCK



PERFORMANCE SERIES

**propel™**  
pedal drive



\*Slayer 12.5 shown in Hidden Oak



GATOR GREEN



WAVESTRIKE



GREY GOOSE



HIDDEN OAK

**SPRINGBLADE  
RUDDER SYSTEM**

COMPATIBLE WITH:  
**SIDEKICK**  
ONBOARD WHEEL SYSTEM

**SPECIFICATIONS**

**LENGTH**

**WIDTH**

**DEPTH**

**FITTED HULL**

**FULLY RIGGED**

**CAPACITY**

**OUTFITTING**

MAX 12.5

381 cm

86 cm

33 cm

43 kg

50 kg

277 kg

PivotPro

MAX 10

307 cm

86 cm

33 cm

34 kg

35 kg


181 kg

PivotPro

**ELEMENT2**



# FALCON 11



*\*Falcon 11 shown in Grey*

-   
SHARK BLUE
-   
GREY
-   
HIDDEN OAK

SPECIFICATIONS	LENGTH	WIDTH	DEPTH	FITTED HULL	FULLY RIGGED	CAPACITY	OUTFITTING
11	335 cm	83 cm	40 cm	27.2 kg	29.4 kg	147.4 kg	Framed Seat



# ULTIMATE FX



GREY GOOSE



HIDDEN OAK

*\*Ultimate FX in Grey Goose shown*

## SPECIFICATIONS

## LENGTH

## WIDTH

## DEPTH

## FITTED HULL

## FULLY RIGGED

## CAPACITY

## OUTFITTING

FX 12

465 cm

77 cm

32 cm

27,2 kg

29,5 kg

159 kg

Framed Seat

FX 15 T

465 cm

78,7 cm

31.75

36.3 kg

40.8 kg

272 kg

Framed Seat

# ELEMENT2





## SPRINGBLADE RUDDER SYSTEM

### SPECIFICATIONS SKU

3" SHAFT ARUD600S

5" SHAFT ARUD600L

WILL BE INCLUDED ON  
STOCK SLAYER MAX AND  
TITANX MODELS



**90°**  
**OF**  
**DEPLOYMENT**

- ▶ SPRING LOADED BLADE
- ▶ TIGHTER TURNING RADIUS
- ▶ EASILY STOWS AND DEPLOYS FROM YOUR SEAT
- ▶ IMPROVED TENSION LOCK FOR STEERING CABLES
- ▶ ENHANCED TURNING CAPABILITIES IN HARSH CONDITIONS

ELEMENT2





# NEW ACCESSORIES

## WIZARD STEERING KIT



NAME	SKU
WIZARD	ASTE101

- Wizard Foot Controlled Kayak Steering Kit
- Launching November 1st
- Comes with steering cable and hardware.

PATENT PENDING

## SWIVEL SEAT UPGRADE KIT



NAME	SKU
TITAN	ASEA490
SLAYER MAX	ASEA190

- ASEA490 original Titans only
- ASEA190 for 2022 and later Slayer MAX 10 and 12.5

## TITANX NEWPORT NK300 KIT



NAME	SKU
TITANX 12.5	AMOT230S
TITANX 10.5	AMOT231S

- TITANX 12.5 kit includes: Newport NK300 + 36V 40AH Battery, and all necessary hardware.
- TITANX 10.5 kit includes: Newport NK300 + 36V 30AH Battery, and all necessary hardware.
- Distributor Program no discounts.

## CAPTAIN'S BRIDGE



NAME	SKU
26"	ABAR100
32"	ABAR101

With dual mounting tracks on the top of the console as well as a track running down each side, there are many ways to mount your fish finders and other kayak fishing accessories.







# ACCESSORIES

## BUMPER BUCKLE KAYAK STRAPS



NAME	SKU
12"	ASTR101_12
15"	ASTR101_15

- Comes in a pair.
- Polypropylene webbing.
- Polyurethane bumper wraps the buckles in 360° protection without interfering with their operation.
- Distributor Program no discounts.

## POWER POLE KIT



NAME	SKU
8' UL SPIKE	AANC200
6' UL SPIKE	AANC201

- Distributor Program no discounts.
- Includes Micro Anchor, Battery Pack, Charger, 8' UL spike, YakAttack through hull wiring kit, slider slugs and hardware for mounting.

## FLUSH MOUNT ROD HOLDER



NAME	SKU
FLUSH MOUNT	AROD100

With its sleek and low profile design, this rod holder is perfect for kayaks and other small fishing craft where space is at a premium. Crafted from durable material, this rod holder is built to withstand the rigors of fishing in any condition.



## SEAT RISERS



NAME	SKU
TITAN X	ARIS001

- 2" Seat Riser Kit for the Titan X Swivel Seat.








# ACCESSORIES

## SIDEKICK HD WHEEL SYSTEM



NAME	SKU
STANDARD	ACAR023
SAND TIRE	ACAR035

### Standard

-Ready to mount for easy transportation to and from the water.

### Sand Tire

-Designed for enhanced performance on sandy terrain.

## SIDEKICK ACCESSORIES



NAME	SKU
NO FLOAT KIT	AWHE10
SAND TIRE KIT	AWHE20

### No Float Wheel Kit

-Includes two no float wheels and two new pins required to fit the wheels on the existing Sidekick leg. Built to fit existing Sidekick systems for Native Watercraft.

### Sand Tire Kit

-Includes two 13.5" balloon tires, two new larger Sidekick legs, and two new pins. Built to fit existing Sidekick systems for Native Watercraft.

## TACKLE DRAWER KIT



NAME	SKU
3" High Frame	ADRW001

-Designed specifically for high-frame seat kayaks with a 3-inch seat base.

-Seat not included.







# ACCESSORIES

## KAYAK KUSHION



NAME	SKU
BLACK	AKUS002_BL
OLIVE	AKUS002_DT
SAND	AKUS002_GN



## KETCH BOARDS



NAME	SKU
KARBONATE 32	AKET008
KARBONATE 26	AKET007
KETCH X 32 RED	AKET006
KETCH X 32 BLUE	AKET005
KETCH X 26 RED	AKET007
KETCH X 26 BLUE	AKET002

-Distributor Program no discounts.



## COLOR PEDALS



NAME	SKU
BLACK	APRO014
ORANGE	APRO015
GREEN	APRO016

-Retrofittable to all 301 series or newer Propel Pedal Drive Units.







# ACCESSORIES

## KAYAK COVERS



NAME	SKU
SLAYER 10 P	ACOV004
SLAYER 12.5 MAX	ACOV005
SLAYER 10 MAX/LTE	ACOV007
TITANX 12.5	ACOV008
TITANX 10.5	ACOV009
TITANX 12.5 PRO	ACOVPRO009

- Includes straps for securing cover.
- ACOVPRO009 will fit the Titan 13.5



## TRANSOM-STYLE MOTOR MOUNT



NAME	SKU
14" Thwart Mount	AMOT002
20" Thwart Mount	AMOT003
Stern Mount	AMOT004

-STERN MOUNT - Compatible with the Titan 10.5/12, Slayer MAX 10/12.5, and Slayer XC.



## BOW MOUNTS



NAME	SKU
BOW MOUNT	AMOT005
BOW MOUNT	AMOT010

-AMOT005 is compatible with the Titan 10.5/12, Slayer MAX 10/12.5, and Slayer XC.

-AMOT010 is compatible with the TitanX 10.5/12.5.  
-Compatible with the Motorguide Xi3 quick release mount, Micro Powerpole, and much more.







# ACCESSORIES


## COLOR PEDALS



NAME	SKU
BLACK	APRO014
ORANGE	APRO015
GREEN	APRO016

Retrofittable to all 301 series or newer Propel Pedal Drive Units.

## ROD BUTT LAY OVER MOUNT SET



- Ready to mount on sidekick.
- Includes all hardware.

MODEL	SKU
SINGLE	ABUT004
DOUBLE	ABUT005

## FIRST CLASS SEAT PACK



- Washable seat pack.
- Contours to the First Class Seat.
- Vertical side zip for easy access while seated.
- Front has two mesh pockets for extra storage.

SKU
APAC001



## SEAT TOOL AND TACKLE ORGANIZER 2.0



- Fits Slayer Propel 10, Slayer Propel 13, Slayer 12, 14.5, and Ultimate FX Propel.
- Fits the Slayer Max Swivel Seat.

SKU
ASTO025



## MIGHTY PADDLE CATCH



- Mounts directly to the Groove Tracks. No Drilling required.
- Features 2 Yakattack Mighty Mounts and 2 paddle clips.
- Includes all hardware.

SKU
APAD140





# ACCESSORIES

## MIGHTY PADDLE CATCH

SKU



APAD140

- Mounts directly to the Groove Tracks. No Drilling required.
- Features 2 Yakattack Mighty Mounts and 2 paddle clips.
- Includes all hardware.



## 3-POCKET TOOL HOLDER

SKU




ASTO020

- Mounts to groove tracks on select Native kayak models.
- Includes hand-sewn tool holder, two thumb screws, and two slider slugs.



## PROPEL SCUPPER PLUG

SKU



AFOM100

AFOM200

- For all models that accept a Propel Drive.
- Fits directly into center drive scupper.
- Reduces cavitation if using a motor.
- AFOM 100 is compatible with all Slayers.
- AFOM 200 is compatible with all Titans.



## TOURNAMENT RAIL TOOL AND TACKLE CADDY

SKU



ASTO012

- For Slayer Propel 10 and Slayer Propel 13.
- Mounts on Groove Track.
- Includes Hardware.



## CAM-LOK PADDLE HOLDER SET ASSEMBLY

SKU



APAD120

- Locks-on all paddle shafts and rod ends.
- Can be mounted to any Groove track with easy lock.
- No tools needed to install, sold in pairs.







# ACCESSORIES

## HIGH FRAME SEAT



- 2" Higher
- High Frame seat base not included. Base required for Titan 13 original seat upgrade.

MODEL	SKU
TITAN, MAX, XC	ASEA030
SLAYER P 10,13	ASEA031



## HI-PERFORMANCE RUDDER



- 25% more surface area than pre-2020 rudders for added control.
- Includes all needed hardware for installation.
- Aluminum Post Adds Stiffness.
- ARUD101 (Max 12.5) ARUD100 (All other models)

SKU
ARUD100
ARUD101



## SEAT BACK TACKLE STORAGE



- Fits onto back of all Native Watercraft seats except Manta Ray Anglers.

SKU
ASTO015



## SUPER SEAL SCUPPER PLUG SET



- Fits Slayer Propel 10, Slayer Propel 13, Slayer 12/14.5 Ultimate FX Propel, Slayer Max 10/12.5, Titan 10/12/13.5, Falcon 11, TitanX 12.5/10.5

SKU
APLG001





# PARTS

## PROPEL PEDAL DRIVE

SKU

APED040



- The Propel Pedal Drive can now be purchased separate of the Propel kayaks. Thwart bar not included.

## PEDAL & CRANK ARM UPGRADE KIT

SKU

APRO013



- New pedals and new crank arms.

## PROPEL™ PROP INDEXER

SKU

APRO010



- The Propel indexer can quickly be engaged to allow for immediate propeller placement for lifting the propel drive back onto the deck in shallow waters.



## PROPEL™ EASY CRUZ REPLACEMENT PROPELLER

SKU

APRO002




- Increased efficiency with no speed loss.
- Power boat like sheer pin system to protect the blades from impact damage.



## KIT PROPEL LUBRICATION

SKU

AKIT001



- For recommended periodic maintenance of Propel crank.
- Includes 3.5 oz. of Teflon lubricant, pump with extended nozzle and 3/16" allen key to access fill port.







# PARTS

## CRANK SEAL REPLACEMENT KIT

SKU

APRO008



- Includes 2 External Seals and 2 Internal Retaining Rings.

## UPPER TRANSMISSION REBUILD KIT

SKU

APRO005



- Includes Upper Gear Assembly, Bearings, Upper Transmission Gear.
- Increases the efficiency and performance of well-used drives.

## GEAR REPLACEMENT KIT

SKU

APRO007

APRO011



- For gear replacement only.
- Upper gear replacement kit APRO007
- Lower gear replacement kit APRO011
- Includes crank gear and upper/lower transmission gear.

## WEED GUARD/LOWER TRANSMISSION REBUILD KIT

SKU

APRO006



- Includes propeller cartridge, bearings, lower transmission gear, and O-ring.
- Increased efficiency with no speed loss.
- Increases the efficiency and performance of a well used drive.

## STEERING CONVERSION KIT, CORD (HMPE) LINE

SKU

ASTE001



- Rudder line replacement kit for converting to cordage from the metal cable.
- Not compatible with the Springblade rudder.





# PARTS

## ULTIMATE FX 12 HATCH



- Sheds water
- Rigid Plastic that will not sag
- Thermoformed ABS
- Secured in place by cross-pattern bungee system

### SKU

AHAT003



## SUPER SEAL HATCH



- Injection molded out of super tough, flexible plastic with a durable rubber rim
- Easy to put on and take off
- Fits Manta Ray 12 and 14, Slayer Propel 10, Slayer 12 XC, and Titan Propel 10

### SKU

AHAT005



## TITAN 12, 13.5/SLAYER 14.5 HATCH



- Sheds water
- Rigid plastic that will not sag
- Thermoformed ABS
- Secured in place by cross-pattern bungee system

### SKU

AHAT002



## SLAYER 12/SLAYER PROPEL 13 HATCH



- Sheds water
- Rigid plastic that will not sag
- Thermoformed ABS
- Secured in place by cross-pattern bungee system

### SKU

AHAT001



### THUMB SCREWS

- Hardware and slider feet allows almost any gear to be mounted on the Groove accessory mounting system

### SKU

ASCR001



### GROOVE ADAPTER SLUGS KIT

- Replaces screws on groove track floating pad-eyes. Allows for adjustments without a screwdriver while on the water

### SKU

APRO001



### SLIDER KIT WITH PAD-EYE HOOK

- Hardware and slider feet allows almost any gear to be mounted on the Groove accessory mounting system

### SKU

AGRO004








# APPAREL


GRAPHIC TEE	WHOLESALE	RETAIL
HOODIE CHARCOAL	\$40.00	\$59.99

AAPP143_XXXL	SKU	
	XXXL	
	XXL	
AAPP143_L	XL	
	L	
	M	
	S	

GRAPHIC TEE
LONG SLEEVE NAVY

AAPP143_XXL	SKU	
	XXXL	
	XXL	
AAPP143_XL	XL	
AAPP143_L	L	
	M	
	S	

SLOGAN T
BLACK

AAPP103_XXL	SKU	
	XXXL	
	XXL	
AAPP103_XL	XL	
AAPP103_L	L	
	M	
	S	





# bonafide

ULTIMATE FISHABILITY

JUSTIN FLOYD  
BONAFIDE FISHING TEAM



MADE IN THE USA

ELEMENT2



**propel**<sup>TM</sup>  
pedal drive

**701 SERIES**

**HANDS FREE**

— FORWARD TO REVERSE —

**10:1 GEAR RATIO**

**INTEGRATED WEED GAURD**

**TOUGH, MARINE GRADE ANODIZED ALUMINUM**

**ANTI-SLIP PEDALS WITH REMOVABLE TRACTION PINS**



**MADE IN THE USA**

FROM DOMESTIC AND FOREIGN PARTS

Patent # 9725149

**ELEMENT2**

**5 YEAR  
WARRANTY  
ON PROPEL  
DRIVES**



# NEW THE GREATEST

# XTR

# FISHING KAYAK EVER.



TOP GUN

STEEL

CAMO

ANDROS

\*XTR130 Shown in Steel

MODEL	LENGTH	WIDTH	WEIGHT	CAPACITY	DECK HEIGHT
XTR130	383.5 cm	102.87 cm	70.3 kg	340.2 kg	38.1 cm

MOTORIZATION KIT

BATTERY

SKU

NEWPORT NK300	36V 40AH	AMOT232S_03
NEWPORT 55 LB	12V 55AH	AMOT232S_01
NEWPORT NT300	36V 40AH	AMOT232S_02

- 1 Spacious 24" x 65" Floor Plan
- 2 Adaptable Tandem Fishing Options
- 3 Enhanced Rigging Potential
- 4 FFS and Downscan Compatibility
- 5 Stern Rudder Capability
- 6 Bonafide Convertible Foot Braces
- 7 Extensive Gear Track
- 8 Superior Big Boat Stability
- 9 PivotPro Swivel Seat
- 10 Massive Upper Deck Standing Platform
- 11 Motorization-First Deck Design
- 12 Horizontal Rod Storage
- 13 Versatile Battery Storage
- 14 Strategically positioned drainage scuppers




# ELEMENT2





# SALTY. FRESH.



# FISH. FUN.

## SKF 117



TOP GUN

STEEL

OLIVE

ANDROS

\*SKF117 Shown in Steel

\*Weight shown with seat

MODEL	LENGTH	WIDTH	WEIGHT	CAPACITY	DECK HEIGHT
SKF	355.28 cm	87.63 cm	35,5 kg	192.8 kg	24.13 cm

MOTORIZATION KIT

BATTERY

SKU

NEWPORT NK180

24V 50AH

AMOT217S


- ① Hybrid Catamaran Hull Design
- ② Molded - in underseat storage
- ③ Hirise seating system
- ④ Boss Strap Paddle Management system
- ⑤ Bow Handle
- ⑥ Dual Stern Handles
- ⑦ Side Carry Handles
- ⑧ Low Profile deck fittings
- ⑨ Seat Rack Positioning System
- ⑩ Omni Hook Stern Tankwell Tie - Down system
- ⑪ Deck Traction Pads
- ⑫ Power Pole micro anchor ready
- ⑬ Stern Access Plate for hull access
- ⑭ Replaceable dual stern skid plates
- ⑮ Sidekick compatible
- ⑯ Tag a long wheel compatible
- ⑰ Molded - in Cup holder
- ⑱ Skeg

## ELEMENT2





# MORE PWR129



# IS MORE.

\*PWR129 Shown in Camo



TOP GUN

STEEL

CAMO

OLIVE

SPRINGBLADE  
RUDDER SYSTEM

COMPATIBLE WITH:  
**SIDEKICK**  
ONBOARD WHEEL SYSTEM

MODEL	LENGTH	WIDTH	WEIGHT	CAPACITY	DECK HEIGHT
PWR129	389 cm	89 cm	35 kg	227 kg	61 cm

MOTORIZATION KIT

NEWPORT NK300

BATTERY

36V 40AH

SKU

AMOT229S

- 1 Big water performance and unbelievable stability
- 2 Hull designed specifically for motorization efficiency
- 3 High Rise seating system
- 4 Integrated foot steering to Springblade Rudder
- 5 Bow and stern motorization capabilities
- 6 Stern tankwell battery storage
- 7 The Junkdrawer 16 x 18 underseat storage drawer
- 8 Oversized stern storage well 21 x 25
- 9 Integrated lock and load base mounts
- 10 10 geartrack locations
- 11 5 Powerlink ports
- 12 Standing Deck Room 22"x 30"
- 13 3 paddle rest locations
- 14 2 rod rest locations
- 15 1 tournament board storage

# ELEMENT2





# ULTIMATE FISHABILITY RVR119

# MEETS THE RIVER.

TOP GUN

STEEL

CAMO

\*RVR119 Shown in Top Gun Grey

COMPATIBLE WITH:  
**SIDEKICK**  
ONBOARD WHEEL SYSTEM

MODEL	LENGTH	WIDTH	WEIGHT	CAPACITY	DECK HEIGHT
RVR119	358.1 cm	88.9 cm	85 LBS	38,56 kg	N/A

MOTORIZATION KIT	BATTERY	SKU
NEWPORT NK300	36V 40AH	AMOT219S

- 1 RVR Seat with trim adjustment

2 Quiet anchor bow retraction and stern drag chain channels

3 Integrated Anchor Wizard pulley landings

4 Integrated Torqeedo throttle landing

5 Rudder capable footbrace landings (for motorizing)

6 Fully removable SS Pod system for sonar or storage

7 Full rod tip and rod butt organization

8 Rod tip catch/organizer
- 9 Ketch board storage position

10 Ketch board safe spot measuring position

11 Multiple grab handle carrying positions

12 Multiple flush mount positions

13 Backpack capable 16x16 and 16 x13

14 Da Bomb and Tightline capable

15 Garmin, Lowrance, Humminbird, Raymarine

ELEMENT2





# THE ULTIMATE

# P127

# TRIPLE THREAT



STEEL

CAMO

\*P127 Shown in Top Gun Grey

SPRINGBLADE  
RUDDER SYSTEM

COMPATIBLE WITH:  
**SIDEKICK**  
ONBOARD WHEEL SYSTEM

MODEL	LENGTH	WIDTH	WEIGHT	CAPACITY	DECK HEIGHT
P127	383.5 cm	86.36 cm	54,4 kg	215.46 kg	N/A

- 1 Bow hatch with Doubleheader™ hinges
- 2 Drop in bow storage bin
- 3 Fat Grip™ bow handle/retractable stern handle
- 4 Integrated transducer protection and wire routing
- 5 YakAttak® Aluminum GearTrac™
- 6 Side carry handles
- 7 Omni Hook™ stern tankwell tie-down system
- 8 Deck Traction pads
- 9 Bow and stern mounting inserts
- 10 Stern Access Plate for hull access
- 11 Replaceable dual stern skid plates
- 12 Hi Rise XL Width seat
- 13 QuickDraw™ rod stagers
- 14 Hand steering
- 15 Dual Rod Tip Covers
- 16 Rod holders

Featuring:

**propel**  
pedal drive




# ELEMENT2





SS127

ULTIMATE FISHABILITY



STEEL


CAMO

\*SS127 Shown in Steel

MODEL	LENGTH	WIDTH	WEIGHT	CAPACITY	DECK HEIGHT
SS127	383.5 cm	80,73 cm	42.75 kg	215.46 kg	39,37 cm

SS107

ULTIMATE FISHABILITY



TOP GUN

STEEL

CAMO

\*SS107 in Top Gun Grey


MODEL	LENGTH	WIDTH	WEIGHT	CAPACITY	DECK HEIGHT
SS107	10'7"	34.5"	84 LBS	425 LBS	15.5"

\*Stern omni hooks available as an aftermarket purchase on the SS107

\*SS107 features 2 YakAttack GTTL90 tracks as opposed to 6 on the ss127

RS117

VALUE REDEFINED



ANDROSSTEELCAMO

\*RS117 Shown in Camo

MODEL	LENGTH	WIDTH	WEIGHT	CAPACITY	DECK HEIGHT
RS117	11'7"	33.5"	77 LBS	425 LBS	13"

EX123

SUV OF KAYAKS



ANDROSSTEEL

\*EX123 Shown in Steel

MODEL	LENGTH	WIDTH	WEIGHT	CAPACITY	DECK HEIGHT
EX123	12'3"	29.5"	67 LBS	375 LBS	15.5"





## BACKPACK

- 1 Water Resistant Material
- 2 Fishing Rod Holder
- 3 Water Bottle Pouch
- 4 Rubberized Handle
- 5 Magnetic Closure
- 6 Includes three 3600 Waterproof Tackle Boxes
- 7 Rubberized Pull Tabs
- 8 Snag Proof Side Pouches
- 9 Rigid Internal Structure
- 10 Chest and Waist Strap
- 11 Breathable Back Padding
- 12 Plier Pouch



## SLING

- 1 Water Resistant Material
- 2 Breathable Back Padding
- 3 Water Bottle Pouch
- 4 Magnetic Closure
- 5 Mounts the back of any Bonafide Seat
- 6 Includes two 3500 Waterproof Tackle Boxes
- 7 Rubberized Pull Tabs
- 8 Includes Shoulder and Waist Strap

SIDELINE	SKU
BACKPACK	BFFBSLCM
SIDELINE	SKU
SLING	BFFBBPCM





# ACCESSORIES


## NEW PERFORMANCE

STEERING KIT	SKU
THE WIZARD	ASTE101



## NEW MOUNTING

CAPTAINS BRIDGE	SKU
26"	ABAR100
32"	ABAR101



## NEW TRANSPORTATION

BUMPER STRAPS	SKU
12' (Pair)	ASTR100_12
15' (Pair)	ASTR100_15







# ACCESSORIES

**NEW**

## STERN MOTORIZATION

MODEL	MOTOR	BATTERY	SKU
PWR129	NEWPORT NK300	36V 40AH	AMOT229S
RVR119	NEWPORT NK300	36V 40AH	AMOT219S
SKF117	NEWPORT NK180	24V 50AH	AMOT217S
XTR130	NEWPORT NK300	36V 40AH	AMOT232S_03
XTR130	NEWPORT 55 LB	12V 55AH	AMOT232S_03
XTR130	NEWPORT NT300	36V 40AH	AMOT232S_03



**NEW**

## MODEL SPECIFIC

XTR130	SKU
PIVOTPRO SEAT	ASEA491
BOW MOTOR MOUNT	AMOT011
DECK CADDY	AXTR001
KAYAK COVER	ACOVPR0129
JUNK DRAWER	ADRW002
COMPUTER PLATE	APLA205

POWER POLE PLATE

APLA204\_P

\*Stern - Port Side

POWER POLE PLATE

APLA204\_S

\*Stern - Sarboard Side

# ELEMENT2






# ACCESSORIES

## MODEL SPECIFIC

PWR129	SKU
BOW MOTOR MOUNT	AMOT009
DRY POD PLATE	APLA200
COMPUTER PLATE	APLA201
STERN PLATE KIT	APLA202
SIDE PLATE KIT	APLA203



## MODEL SPECIFIC

RVR119	SKU
UNDER SEAT STORAGE	AST0119
STERN MOUNT	AMOT008
ANCHOR WIZARD (1)	AANC010
ANCHOR WIZARD (2)	AANC010

\***Single kit** includes 1 low profile Anchor Wizards and anchor ball

\***Double kit** includes 2 low profile Anchor Wizards and 2 anchor balls







# ACCESSORIES

## MODEL SPECIFIC

SS127	SKU
BOW MOUNT	AMOT006
JUNK DRAWER	1AC1-0015
DRAWER COVER	1AC1-0070
DRY POD	1AC1-0005
HATCH BUCKET	ABUC127



## MODEL SPECIFIC

P127	SKU
UNDER SEAT BAG	AST0127
SEAT TACKLE STORAGE	AST0128
PROPEL SCUPPER PLUG	AFOM100






# ACCESSORIES

## TRANSPORTATION

SIDEKICK	SKU
STANDARD	ACAR024
SAND TIRE	ACAR036


**Sidekick**- Compatible with the P127, RVR, SKF, and PWR129



SIDEKICK WHEEL KIT	SKU
NO FLOAT	AWHE10
SAND TIRE	AWHE20

**Sidekick No float wheel** - Includes two no float wheels and two new pins required to fit the wheels on the existing Sidekick leg. Built to fit existing Sidekick systems for Native Watercraft.

**Sidekick Sand Tire Kit** - Includes two 13.5" balloon tires, two new larger Sidekick legs, and two new pins. Built to fit existing Sidekick systems for Native Watercraft.



KAYAK CART	SKU
YAKATTACK BARCART	AYAK077
YAKATTACK BUNKSTER	AYAK078







# ACCESSORIES

## KAYAK COVERS

MODEL	SKU
SS127/P127	ACOV127
SS127/P127 PRO	ACOVPR0127
SS107	ACOV107
RS117	ACOV117
RVR119	ACOV119
PWR129	ACOV129
PWR129 PRO	ACOVPR0129



**\*PRO** - Allows for sidekick wheels, Power Pole mount, and Torqeedo mount to remain installed.

## BONAFIDE KETCH BOARD

KARBONATE	SKU
26"	AKET107
32"	AKET108

KETCH X	SKU
RED 26"	AKET101
BLUE 26"	AKET102
BLUE 32"	AKET105
RED 32"	AKET106



**\*DISTRIBUTER PROGRAM NO DISCOUNTS**

# ELEMENT2





# ACCESSORIES

## KAYAK KUSHION

KUSHION	SKU
BLACK	AKUS001_BL
GREY	AKUS001_CG
OG GREEN	AKUS001_GN



\*DISTRIBUTER PROGRAM NO DISCOUNTS

## RIGGING

MOUNTS	SKU
FLUSH MOUNT RH	AROD100
MIGHTY PADDLE CATCH	APAD140
SS/RVR STEERING KIT	1AC1-0066
SS RUDDER KIT	1AC1-0060
SS FLEX WINGS	1AC1-0064
RS/EX FLEX WINGS	1AC1-0082

**Flush Mount Rod Holder** - Compatible on all models with a smooth mounting surface









# PARTS

SKU	PACKAGE	PACKAGE
1AC1-0001	BOW HANDLE	SS127/SS107
1AC1-0002	BOSS STRAP	SS127
1AC1-0003	BOW HATCH COVER	SS127
1AC1-0004	BOW HATCH HINGE	SS127
1AC1-0006	DRY POD HINGE	SS127/SS107
1AC1-0007	DRY POD STRAP	SS127/SS107
1AC1-0008	DRY POD SIDE CLIP	SS127/SS107
1AC1-0009	SIDE HANDLES	SS127/SS107
1AC1-0010	FOOT PADS GREY	SS127/SS107
1AC1-0012	FOOTBRACE RAILS	SS127/SS107
1AC1-0013	SEAT RACKS	SS127/SS107
1AC1-0014	HI RISE SEAT	SS127/SS107
2SA1-0022	RS117 SEAT	RS117
1AC1-0016	SKY HOOKS	SS127/SS107
1AC1-0017	OMNI HOOKS	SS127/SS107
1AC1-0018	ACCESS PLATE	SS127/SS107
1AC1-0019	STERN HANDLE	SS127/SS107
1AC1-0020	SKID PLATES	SS127/SS107
1AC1-0021	DECK LOOPS	SS127/SS107
1AC1-0022	DECK HOOKS	ALL
1AC1-0025	DECK PADS GREY	SS127
1AC1-0026	FLAG DECAL	ALL
1AC1-0027	SKID PLATES	EX123/RS117
1AC1-0029	BOSS STRAPS	SS107
1AC1-0030	BOW HATCH	SS107
1AC1-0031	BOW HATCH HINGE	SS107
1AC1-0032	DECK PADS GREY	SS107
1AC1-0034	DOME DECAL	ALL


AAPP144_L	<b>HOODIE</b>	
	BLACK	
	<b>SKU</b>	
	XXXL	
	XXL	
	XL	
	L	
	M	
S		




AAPP133_XXL AAPP133_XL AAPP144_L AAPP133_M	<b>LONG SLEEVE</b>	
	BLACK	
	<b>SKU</b>	
	XXXL	
	XXL	
	XL	
	L	
	M	
S		



AAPP134_XXXL AAPP134_XXL AAPP134_XL AAPP134_L	<b>SLOGAN T</b>	
	GREY	
	<b>SKU</b>	
	XXXL	
	XXL	
	XL	
	L	
	M	
S		





AAPP105_XXL AAPP105_XL AAPP105_L AAPP105_M	<b>SLOGAN T</b>	
	BLACK TANK	
	<b>SKU</b>	
	XXXL	
	XXL	
	XL	
	L	
	M	
S		







AAPP105_XXL
AAPP105_XL
AAPP105_L
AAPP105_M

GRAPHIC TEE	
BOW RIDER	
SKU	
XXXL	
XXL	
XL	
L	
M	
S	



AAPP107_XXXL
AAPP107_XXL
AAPP107_XL
AAPP107_L
AAPP107_M
AAPP107_S

GRAPHIC TEE	
REDFISH	
SKU	
XXXL	
XXL	
XL	
L	
M	
S	



AAPP104_B_XXL
AAPP104_B_XL
AAPP104_B_L

SLOGAN T	
BLACK	
SKU	
XXXL	
XXL	
XL	
L	
M	
S	

AAPP104_G_XXXL
AAPP104_G_XXL
AAPP104_G_XL
AAPP104_G_L
AAPP104_G_M

PERFORMANCE LS	
GREY	
SKU	
XXXL	
XXL	
XL	
L	
M	
S	



# Liquidlogic™



LIFE ON THE WATER.  
GOOD FOR THE SOUL

ELEMENT2





RECREATIONAL **SIT ON TOP**

# KIAWAH *SERIES*



SKU

AWHE001

#### WHEEL TAGALONG KIT

- Compatible with the Saluda 11/12 and Kiawah Series



Deck Pads now included with stock 2025 models.  
Wheel sold separately.



SIT IN

## KIAWAH

SHARK BLUE

SUBLIME

SAGE

MODEL

LENGTH

WIDTH

WEIGHT

CAPACITY

OUTFITTING

10.5

3.25 m

82,55 cm

25,9 kg.

147,4 kg

FRAMED SEAT

12

3.7 m

81,25 cm

29.48 kg

158,76 kg

FRAMED SEAT

# ELEMENT2



# liquidlogic™

## RECREATIONAL SIT - INSIDE

# SALUDA SERIES



SKU

AWHE001

### WHEEL TAGALONG KIT

- Compatible with the Saluda 11/12 and Kiawah Series



SIT IN

## SALUDA

SHARK BLUE

SUBLIME

SAGE

MODEL	LENGTH	WIDTH	WEIGHT	CAPACITY	OUTFITTING		
11	11'	29.25"	43 LBS.	300 LBS.	FRAMED SEAT		
12	12'	29"	51 LBS.	300 LBS.	FRAMED SEAT		
14.5 T	14'6"	31"	65 LBS.	550 LBS.	FRAMED SEAT		

# ELEMENT2



# RECREATIONAL



HYBRID

## VERSA

 SUBLIME  SHARK BLUE


MODEL	LENGTH	WIDTH	*WEIGHT	CAPACITY	OUTFITTING		
VERSA	11'7"	34.5"	73 LBS.	425 LBS.	FRAMED SEAT/PADDED DECK		

\*WITH SEAT



SIT ON TOP

## MANTA RAY

 SUBLIME  SAGE

MODEL	LENGTH	WIDTH	WEIGHT	CAPACITY	OUTFITTING		
PROPEL	12'2"	35"	70 LBS.	325 LBS.	FRAMED SEAT		



SIT ON TOP

## STINGRAY

 SHARK BLUE  SAGE

MODEL	LENGTH	WIDTH	WEIGHT	CAPACITY	OUTFITTING		
11.5	11'6"	31.5"	60 LBS.	375 LBS.	FRAME SEAT		
13.5 T	13'6"	34"	80 LBS.	475 LBS.	FRAME SEAT		

ELEMENT2



# CROSSOVER




SIT ON TOP

## COUPE

 SHARK BLUE  GOLD

LENGTH	LENGTH	WIDTH	WEIGHT	CAPACITY	OUTFITTING		
XP	10'	30"	50 LBS.	260 LBS.	PADDED SEAT		



SIT ON TOP

## REMIX XP

 SHARK BLUE  GOLD

MODEL	LENGTH	WIDTH	WEIGHT	CAPACITY	OUTFITTING		
9	9'2"	26"	46 LBS.	220 LBS.	BADASS		
10	10'2"	32"	65 LBS.	350 LBS.	BADASS		





# HOT WHIP

The Hot Whip is the ultimate boat for those who want to play hard on the entire river without sacrificing comfort and style going downstream. As a half slice, it's designed with play in mind, but can still take on river running with confidence.



SHARK BLUE GOLD VENOM

MODEL	LENGTH	WIDTH	COCKPIT LENGTH	COCKPIT WIDTH	WEIGHT	VOLUME	PADDLER WEIGHT
72	8"	26.5"	35.35"	20.5"	42 LBS.	62 GAL	120-240 LBS.
60	7'10"	25"	34"	20.5"	39 LBS.	60 GAL	100-200 LBS.

## ENGINEERED WITH PLAY MOVES IN MIND

Perfect for surfing waves, stern squirting, splats and any other moves you can think of.

## RMX INFLUENCED BOW ROCKER

Big bow rocker that allows you to plow over obstacles with ease, while its large hull platform keeps you sitting up on the surface of the water and spinning on a dime.

## CRISP TUNED EDGES

The Hot Whips edges are tuned for a super slippery and buttery smooth carving ride. You'll be able to slide and carve around any feature effortlessly.

## HIGH PERFORMANCE WINGED STERN

Makes squirts, stalls, and splats fun and intuitive. And at a compact 8 feet long, this boat is easy to throw around.



# SWEET RIDE

Nothing is sweeter than playing your way down the river. Especially in the Sweet Ride. This half-slice beauty will get you boofing your way downstream, carving turns through rock gardens, pulling onto a catch on the fly wave and squirting a nice seam. It's the half slice that is focused on running the river in a fun progressive way.



SHARK BLUE GOLD VENOM

MODEL	LENGTH	WIDTH	COCKPIT LENGTH	COCKPIT WIDTH	WEIGHT	VOLUME	PADDLER WEIGHT
72	9"	26.5"	35.25"	20.5"	46 LBS.	72 GAL	120-240 LBS.

## RMX INFLUENCED BOW ROCKER

Keep you sitting on the top of the water and spinning on a dime.

## CLEAN CRISP EDGES

Hard enough to use, but tucked up slightly so they won't get in the way while sliding down the rocks.

## PERFORMANCE DRIVEN STERN

Extra volume behind the seat and then slices down super thin, which allows you to pivot turn quickly, squirt on eddy lines, and splat.





## RMX

 SHARK BLUE  GOLD

MODEL	LENGTH	WIDTH	COCKPIT LENGTH	COCKPIT WIDTH	WEIGHT	VOLUME	PADDLER WEIGHT
96	9'6"	27.2"	35.5"	21"	53 LBS.	96 GAL	160-260 LBS.
86	9'4"	26.5"	35.5"	21"	51 LBS.	86 GAL	120-220 LBS.
76	9'	25.5"	34"	20.5"	42 LBS.	76 GAL	80-180 LBS.

## REMIX youth

 SHARK BLUE  GOLD

MODEL	LENGTH	WIDTH	COCKPIT LENGTH	COCKPIT WIDTH	WEIGHT	VOLUME	PADDLER WEIGHT
47	7'3"	21"	NA	NA	28 LBS.	47 GAL	45-110 LBS.

# ELEMENT2



# POWER SLIDE

If you enjoy speed, carving turns, surfing, and skipping out of drops while working your way downriver, this is the boat for you.



SHARK BLUE GOLD VENOM

MODEL	LENGTH	WIDTH	COCKPIT LENGTH	COCKPIT WIDTH	WEIGHT	VOLUME	PADDLER WEIGHT
75	10"	25"	35"	20.5"	48 LBS.	75 GAL	120-240 LBS.

## LOW PROFILE ROCKER

The low-rocker profile propels you downstream, upstream and through ferries and banks eddy turns at high speed. Subtle kick rocker just behind the seat delivers the ability to carve through S turns and across currents to slide onto glassy, catch-on-the-fly waves with ease.

## SLALOM INFLUENCED STERN

Like in many modern slalom boats, we've cut the stern low for quick easy pivots during downstream maneuvering and for lifting the bow up into tall stern stalls and splats.

## CRISP TUNED EDGES

Through the middle, we narrowed the Powerslide to help maintain glide through the water. That slenderness gives the cockpit a comfortable yet performance-snug feel so that you can transition from edge to edge easily while carving around. The hull is flat, wide and hard chined, which keeps it up and spinning on the surface of the water.

## SPEED AND MANEUVERABILITY

By combining the speed and maneuverability of modern slalom kayakers with a playful planing hull and modern bow rocker we've created a boat that will give you the power to redefine how you paddle rivers.





## ACCESSORIES



NAME	SKU
HIGH SEAT BACK	ASEA014

- Attaches to existing Remix XP seat to provide additional back support



NAME	SKU
BULKHEAD KIT	ABUL009
BULKHEAD KIT	ABUL010

- ABUL009 for Remix XP 9
- ABUL010 for Remix XP 10
- Convert the Remix XP Footpeg System to a whitewater bulkhead system for more support in whitewater conditions.



NAME	SKU
XP HATCH COVER	AHAT005

- Light weight and easy to install.
- Fits any 2014 or Newer Remix XP model.



NAME	SKU
SEAT RISER PAD	APAD006

- The Riser Pad is 1/2" thick. The pad properly fits Bad Ass Outfitting in all whitewater models.



# ***hurricane***

Leaders in Lightweight



ELEMENT2



# SANTEE 116 SPORT

**Introducing the all-new Santee 116 Sport.** A reimagined version of one of our most beloved kayaks. We've taken everything you love about the classic and enhanced it with modern features, making it a lightweight, stable, and performance-oriented recreational kayak. Designed for all skill levels, the Santee 116 Sport delivers a smooth, confident, and fast paddling experience.

No matter your adventure, this kayak is built to elevate your journey. With a sleek new design, it comes in at 11'6" and 39 lbs. Ready to see the difference? Feel the glide for yourself.

## AVAILABLE COLORS



## ANATOMY OF THE SANTEE 116 SPORT

- BOW AND STERN BULKHEADS, ABS PLASTIC**  
Flotation & Storage
- 10-INCH HINGE HATCH**  
Storage Compartment Access
- STERN DECK BUNGEE**  
Deck Storage for Dry Bag & Gear
- TACO CLIP PADDLE HOLDER**  
Secures Paddle to Deck
- SECURITY BAR**  
Cable Lock your Boat to the Car or in Storage
- OUTFITTING**  
Strongside Seat with Airestream Seatback and Foam Thigh Pads
- FOOTBRACE SYSTEM**  
Sealect Design Pinch & Pull
- MOLDED GRAB HANDLES, BOW & STERN**  
Comfortable Grip when Carrying Kayak During Portage
- 55-INCH XL COCKPIT**  
Easy Entry & Exit, Accommodates Small Child or Pet
- OPTIONAL: H-POD SPORT CONSOLE**

## SPECS

WEIGHT

**39lbs / 17.69kg**

LENGTH

**11'6" / 3.5m**

WIDTH

**28" / 71.1cm**

COCKPIT

**55"x24" / 139.7cm x 60.9cm**

CAPACITY

**300lbs / 136.1kg**

# ELEMENT2

## SIT INS

LENGTH

WIDTH

WEIGHT

CAPACITY

OUTFITTING



### PRIMA 110 SPORT

11' / 335.5 cm

29" / 73.66 cm

36 lbs. / 16.3

325 lbs. / 147.4kg

1ST CLASS SEAT

\*The weights presented above are with the seat removed for transport. For the full kayak weight with the seat installed, please add 3 to 4 lbs.



AQUA



YELLOW



SLATE BLUE



MANGO



### PRIMA 125 SPORT

12'5" / 378.5 cm

29" / 73.66 cm

40 lbs. / 18.14kg

375 lbs. / 170.09kg

1ST CLASS SEAT



AQUA



YELLOW



SLATE BLUE



MANGO



### SANTEE 126 SPORT

12' 6" / 381cm

28" / 71cm

39 lbs. / 17.7kg

350 lbs. / 158.7kg

AIRSTREAM SEAT BACK  
W/ DELUXE SEAT PAD



AQUA



YELLOW



SLATE BLUE



MANGO



### SANTEE 140 TANDEM

14' / 427cm

31.5" / 80cm

57 lbs. / 25.9kg

425 lbs. / 192.8kg

AIRSTREAM SEAT BACK  
W/ DELUXE SEAT PAD



SLATE BLUE



MANGO

# ELEMENT2





## SIT ON TOPS

LENGTH

WIDTH

WEIGHT

CAPACITY

OUTFITTING



**SKIMMER 106**

10' 6" / 320cm

32" / 81cm

39 lbs. / 17.1kg

315 lbs. / 143kg

DELUXE SEAT PAD



AQUA



YELLOW



SLATE BLUE



MANGO



**SKIMMER 116**

11' 6" / 350cm

30.5" / 77cm

42 lbs. / 19.1kg

300 lbs. / 136.1kg

DELUXE SEAT PAD



SLATE BLUE



MANGO



**SKIMMER 128**

12' 9" / 390cm

28" / 71cm

47 lbs. / 21.3kg

315 lbs. / 142.9kg

DELUXE SEAT PAD

**SKIMMER 128  
RUDDER READY**

12' 9" / 390cm

28" / 71cm

47 lbs. / 21.3kg

315 lbs. / 142.9kg

DELUXE SEAT PAD

**SKIMMER 128  
W/ RUDDER**

12' 9" / 390cm

28" / 71cm

50 lbs. / 22.7kg

315 lbs. / 142.9kg

DELUXE SEAT PAD



SLATE BLUE



MANGO



**SKIMMER 140  
TANDEM**

14' / 472cm

33" / 83.8cm

65 lbs. / 29.5kg

425 lbs. / 192.8kg

DELUXE SEAT PAD



SLATE BLUE



MANGO



**OSPREY 120**

12'2" / 371cm

31.5" / 80cm

43 lbs. / 19.5kg

325 lbs. / 147.4kg

1st Class Frame

**OSPREY 109**

10'9" / 378cm

32.5" / 83cm

43 lbs. / 19.5kg

350 lbs. / 158.8kg

1st Class Frame



AQUA



YELLOW



SLATE BLUE



MANGO

# ELEMENT2



## DAY TOURING

LENGTH

WIDTH

WEIGHT

CAPACITY

OUTFITTING



**SOJOURN 146**

14' 6"

24" / 61cm

46 lbs. / 20.86kg

300 lbs. / 136kg

AIRSTREAM SEAT  
BACK W/ DELUXE PAD

**SOJOURN 146  
RUDDER READY**

14' 6"

24" / 61cm

46 lbs. / 20.86kg

300 lbs. / 136kg

AIRSTREAM SEAT  
BACK W/ DELUXE PAD

**SOJOURN 146  
W/ RUDDER**

14' 6"

24" / 61cm

49 lbs. / 22.22kg

300 lbs. / 136kg

AIRSTREAM SEAT  
BACK W/ DELUXE PAD



SLATE BLUE



MANGO

## PERFORMANCE REC

LENGTH

WIDTH

WEIGHT

CAPACITY

OUTFITTING



**TAMPICO 130**

13'2" / 401cm

26" / 66cm

45 lbs. / 20.4kg

300 lbs. / 136kg

Airstream Strongside

**TAMPICO 130 RR**

13'2" / 401cm

26" / 66cm

45 lbs. / 20.4kg

300 lbs. / 136kg

Airstream Strongside

**TAMPICO 130 w/Rudder**

13'2" / 401cm

26" / 66cm

48 lbs. / 21.7kg

300 lbs. / 136kg

Airstream Strongside



AQUA



SLATE BLUE



MANGO

# ELEMENT2







# ACCESSORIES

## STRONGSIDE SEAT



SKU

SSEAT\_SAN

(2024 and newer Santee 116/126 Sport)

SSEAT\_TAM

(Tampico 130)

## 1ST CLASS SEAT



SKU

FSEAT

FSEATSOT

\*FSEAT - Sit inside models

\*FSEATSOT - Sit-on-top models

## AIRSTREAM SEAT



SKU

AIRESC

AIRESC-S116

(Pre-2024 Santee 116/116 Sport)

AIRESC-S126

(Pre-2024 Santee 126/126 Sport)

AIRESC-S140-R

(Santee 140 Tandem Rear Seat)

AIRESC-S140-F

(2020 and newer Santee 140 Tandem front seat)

AIRESC-S140-FO

(Pre-2020 Santee 140 Tandem front seat)

## HK SPORTS CONSOLE



SKU

HKSCON2

\*Features: H-Pod storage hatch, 2 storage trays, 2 4-inch gear tracks, water bottle holder, underdeck attachment clamps. Fits all Santee and Prima SPORT models.

## OSPREY BOW COVER




SKU

OSBOW

\*Fits Osprey 109 and Osprey 120

## BUMPER STRAPS 12' PAIR



SKU

ASTR103\_12

# ELEMENT2







ELEMENT2

Distribution:

Element 2 GmbH | Rudolf-Diesel-Str. 1 | 24790 Schacht-Audorf

E-Mail: [Info@Element-2.de](mailto:Info@Element-2.de) | [www.Element-2.de](http://www.Element-2.de) | Tel: +49 (0) 4331/149141